



Website



Facebook



YouTube

**simon**  
LIGHT UP EMOTIONS

**Simon, S.A.(Spain)**

Tel. +34 902 109100

Web. [www.simonelectric.com](http://www.simonelectric.com)

**Simon Electric (APAC)**

Web. [www.simon-apac.com](http://www.simon-apac.com)

E-mail. [info@simon-apac.com](mailto:info@simon-apac.com)

[www.simonelectric.com](http://www.simonelectric.com)



**Simon Electric (China)**

Tel. +86 21 3855 5222

Web. [www.simon.com.cn](http://www.simon.com.cn)

**PT Simon Elektrik Indonesia**

Tel. +62 21 52960373

Web. [www.simonelektrik.co.id](http://www.simonelektrik.co.id)

May 2022 Printed

Simon | **i7** smart

## Practical & Simple Just as You Imagine

*A conventional switch capable of  
turning your house into a smart home.*

**simon**



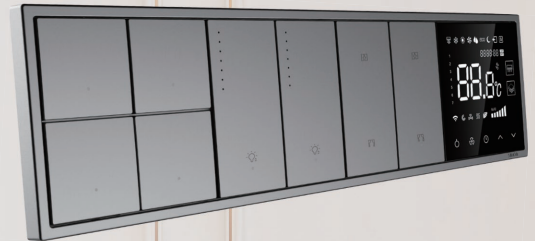
**simon**  
Since 1916 From Barcelona

Simon | **i7**<sub>smart</sub>

## Aesthetics meets function

*Simple and elegant as a piano*

i7 series of switches and sockets have multi-gang frames (up to 5 gangs) with multiple combinations.



*\*Compatible with i7 mechanical switches and sockets*



*Push button feedback,  
Comfortable touch*

Different from traditional switches.



APP control



Voice control



Wall switch



Automation





## Everything at your fingertips



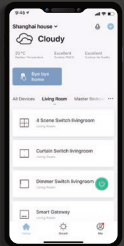
App control



24hrs customization

### ZigBee 3.0 communication protocol

The ZigBee devices create a strong mesh network for wireless home automation. Achieve automation and scenario with other smart switches and home devices



Mobile phone

Simon Smart APP



Simon smart gateway



Simon smart switch

## App control/Easy operation

*No need to worry about forgetting to turn off the lights*

Remote control on/off, Timer setting, Indicator setting

*Remote control ON/OFF Air conditioner on the way home*

Pre-set everything before getting home  
Timely enjoy the most comfortable home.



## Personalized smart scene /Automation setting

*Achieve automation with other devices*



Smart Gateway



Door Sensor



Smart Switch

Turn on the lights automatically when you come back



Smart Gateway



Motion sensor



Smart Switch

Auto light up when it detects the motion, care for children sleeping at night

## Elder-Friendly and Child-Friendly Design/Wall control




## Voice control/Hands-free control

Works with Google home. Amazon Alexa and Siri



## USB A+C Gateway integrated



- Easy to install: replace traditional socket to smart gateway
- Support max 20W Quick charge + Zigbee3.0 Smart gateway
- Integrate with Simon Smart system: Support 20 ZigBee devices
- Type A+C Dual USB Port: no need adaptor for charging
- Safety and reliable: over-temperature, overload and short circuit protection function



Wall-mounted Smart Gateway

=



Charger type A

+



Charger type C

+



Smart Gateway







## Smart Switch

1/2/3/4 gang smart switch  
\* 200W/gang

Multiple control ways, remote control ON/OFF devices



App control



Voice control



Plan and schedule



Wall switch



Automation



## Smart scene switch

Achieve scenario with one button and 2-way control



1/2/3/4 gang smart scene switch

\* Set scenarios and 2-way control by App  
No load wires between switch and light



Scene setting



2-way control



APP control



Voice control







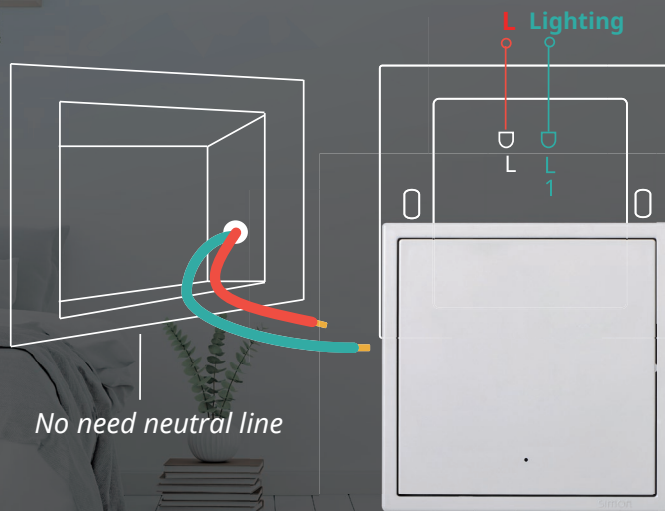
## Smart Easy switch i7 - No neutral

1/2/3 gang smart easy switch  
\* 200W/gang

- No extra wiring, retrofit in original 86 wall box
- Same wiring method with traditional switch
- Safety and reliable hardware

ZigBee 3.0 | Customized Antenna | TV-8 Relay

- Remote control on/off, Timer setting, Indicator setting, Scenario and automation




## Wireless remote scene switch

No load wires between switch and light

- 2 way control: with Smart no-neutral switch can achieve 2-way control
- Scene switch: 6 custom buttons support user-defined scenarios (Welcome home / Movie time etc.)
- No space limitation: Wiring-free, 3M glue, stick-free







## Smart curtain switch

Control the curtain any time in any room

\*Connect 4/5-Wire Strong Current Motor



App control



Voice control



Plan and schedule



Wall switch



Automation



App control



Voice control



Plan and schedule



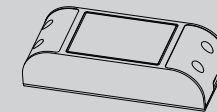
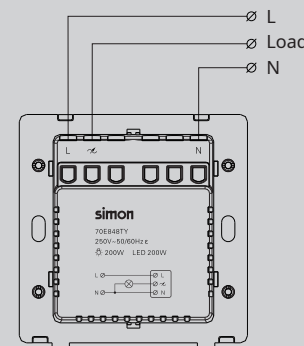
Wall switch



Automation



\*Compatible with Simon light or other Triac dimming light



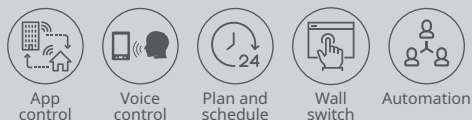
Triac driver




light module

# Smart dimming switch (No load / ZigBee to 0-10V set)

Touch for on/off and slide for dimming



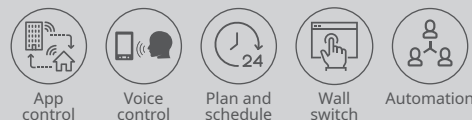
\*Need use with Simon wireless converter  
(ZigBee to 0-10V)  
Compatible with any 0-10V dimming light  
No load wires between switch and light



ZigBee module Can be controlled by APP or dimming switch

# Smart Tunable White and Dimming Switch(No load/ ZigBee control)

•Touch for on/off •Adjust the brightness •Adjust cold & warm color temperature



\*Compatible with Simon smart light  
No load wires between switch and light



ZigBee module Can be controlled by APP or tunable white and dimming switch



# Smart switch (20A)

Upgrade air-conditioner into smart version



App control



Voice control



Plan and schedule



Wall switch



Automation



*Remote pre-set temperature before getting home.  
Schedule setting on/off to balance the comfortable and energy-saving life  
Easy replace the original conventional 20A switches*





Smart Central-AC Thermostat Module  
Smart Ventilation System Module

## i7 Smart Home Environment Control

Simplify design, 180° visual display  
Multiple modes control: Cooling/Heating/Ventilation/De-humidify



App control



Voice control



Plan and schedule



Wall switch



Automation

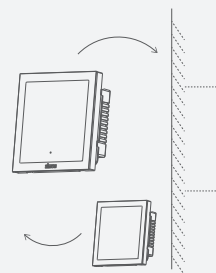


## Easy switch to smart life -Network configuration



### Step 1.

- Replace a traditional socket with wall mounted smart gateway
- Open simon smart app, click add button "+" on the top right corner on the homepage
- After connecting the power, add the device as per the app prompts By 2.4GHz Wi-Fi



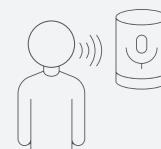
### Step 2.

- Retrofit a traditional switch to smart switch
- After connecting the power, long press the left bottom button of switch until the configuration indicator flashes
- Open simon smart app, add the smart switch below the "Gateway" interface by internet (Wi-Fi or 3G/4G/5G)



### Step 3.

- APP control


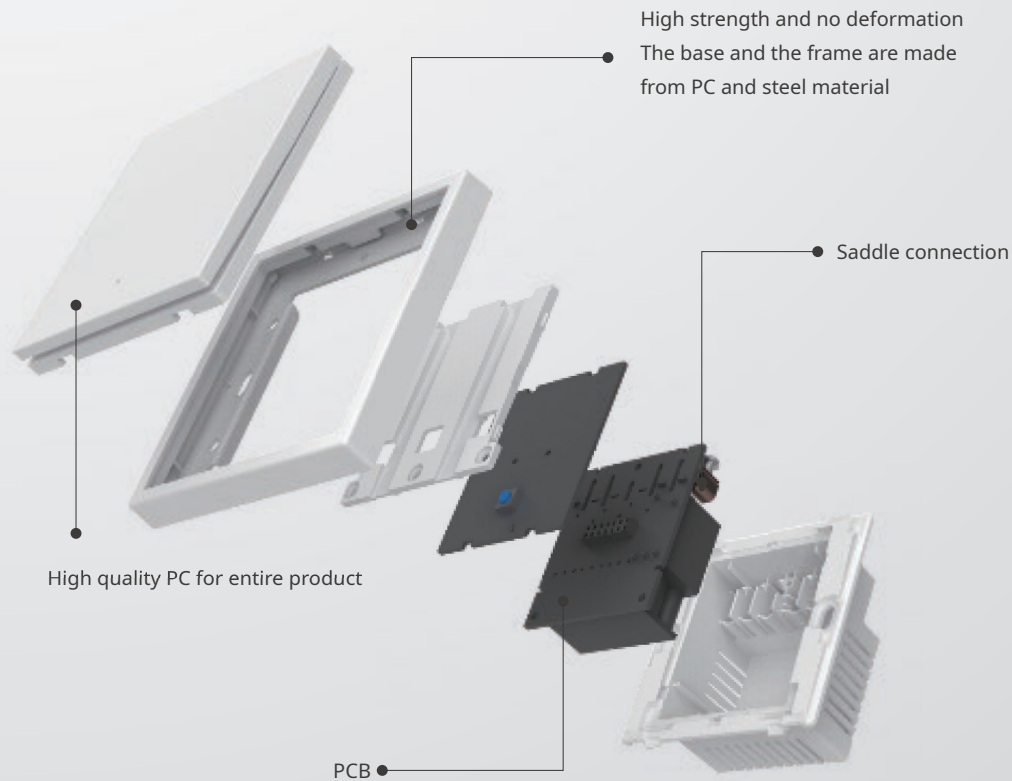


### Step 4.

- Voice control
- Link Simon Smart app with Google Home/Amazon Alexa



## ***Safe and reliable, high quality and performance***



### ***Extra-large wiring space***

Conventional 86 type flush mounting box

### ***ZigBee module with excellent protocol performance***

Wireless transceiver efficiency increased by 10% ~20%

### ***High quality relay***

Low power consumption achieved by adopting TV-8 relay

Avoid light glowing/ghosting while switch is off

LED load Excellent adaptability

Nominal surge current 117A

### ***Professional antenna design***

Stable signal

Antenna efficiency  $\geq 30\%$

COLOUR ▶



Dimensions of Applicable Box




The codes are not included frames.

## Smart Gateway

**S00E0-S008**Smart Zigbee Gateway  
(LAN)**S00E0-S009**Smart Zigbee Gateway  
(WiFi)**70E761TY**Smart ZigBee Wall-mounted  
USB A+C Gateway (WiFi)

## Smart Switch

**70E838TY**1 Gang Smart Switch Module  
(200W/gang)**70E855TY**1 Gang Smart Switch Module  
(20A) (4400W/gang)**70E839TY**2 Gang Smart Switch Module  
(200W/gang)**70E840TY**3 Gang Smart Switch Module  
(200W/gang)**70E841TY**4 Gang Smart Switch Module  
(200W/gang)

## Smart Easy Switch (No neutral)

**70E854TY**4 Gang Multifunction Smart  
Switch Module  
(2 scene+2 switch)(200W/gang)**70E850TY**1 Gang Smart Easy  
Switch Module  
(>3W, 200W/Gang)**70E851TY**2 Gang Smart Easy  
Switch Module  
(>3W, 200W/Gang)**70E852TY**3 Gang Smart Easy  
Switch Module  
(>3W, 200W/Gang)

## Smart Scene Switch

**681820TY**6 Gang Remote Control  
Scene Switch\***70E842TY**1 Gang Smart Scene Remote  
Switch Module\***70E843TY**2 Gang Smart Scene Remote  
Switch Module\***70E844TY**3 Gang Smart Scene Remote  
Switch Module\*\*No load wires between  
switch and light

COLOUR ▶




Dimensions of Applicable Box



The codes are not included frames.

## Smart Curtain Switch

\*4/5-Wire Strong Current Motor

**70E845TY**4 Gang Smart Scene  
Remote Switch Module\***70E846TY**1 Gang Smart Curtain  
Switch Module\***70E847TY**2 Gang Smart Curtain  
Switch Module\*

## Smart Tunable white and Dimming Set(with Smart KC1 lig

\*No load wires between switch and light

**70E853TY**Smart Tunable White and  
Dimming Switch Module\***N62E0-1157**Smart LED KC1 Tunable  
WH Module  
Max12W15°2700-6000K**N62E0-1158**Smart LED KC1 Tunable  
WH Module  
Max12W24°2700-6000K**N62E0-1159**Smart LED KC1 Tunable  
WH Module  
Max12W36°2700-6000K**N62E0-1160**Smart LED KC1 Tunable  
WH Module  
Max12W60°2700-6000K**N6524-0391**SC1 constant current Tunable  
WH+ Dim driver  
(5W100mA36VDC)**N6524-0392**SC1 constant current Tunable  
WH+ Dim driver  
(7W160mA36VDC)**N6524-0393**SC1 constant current Tunable  
WH+ Dim driver  
(9W200mA36VDC)**N6524-0394**SC1 constant current  
Tunable WH+ Dim driver  
(12W300mA36VDC)**N6524-0412**

Zigbee module for SC1 driver





COLOUR ▶

White

-46  
Champagne-61  
Grey-26  
Black

Dimensions of Applicable Box



The codes are not included frames.

## Smart Dimming Switch

\*TRIAC

## 70E848TY

1 Gang Smart Dimming  
Switch Module(200W/Gang)\*

## 70E849TY

2 Gang Smart Dimming  
Switch Module(200W/Gang)\*

## Smart 0-10V dimming set(with any 0-10V light)

\*No load wires between switch and light

## 70E856TY

1 Gang Smart Dimming  
Remote Switch(0-10V)\*

## 70E857TY

2 Gang Smart Dimming  
Remote Switch(0-10V)\*

## N65E0-0017

Zigbee to 0-10V converter with  
on/off relay (800W/converter)

## N6524-0412

Zigbee module for SC1 driver



## Smart Thermostat

\*VRF, need customized AC gateway module

## 70E7024TY

Smart Central-AC Thermostat  
Module(FCU)

## 70E7028TY

Smart Vantilation System Module



## 70E7031TY

Smart AC Thermostat Module  
(VRF, Modbus open protocol)

— simon —  
LIGHT UP  
EMOTIONS